

How to Order Medium Pressure Hose Assemblies

Titeflex basic catalog part numbers provide available options beyond the MIL-H-25579 / AS1946 aerospace standards.

Basic Assembly Numbers

The basic catalog part numbers shown are standard configurations with materials, acceptance testing, markings, and cleaning requirements conforming to MIL-H-25579 / AS1946. If your requirements for end configurations differ from these standards, a special assembly part number will be assigned by Titeflex.

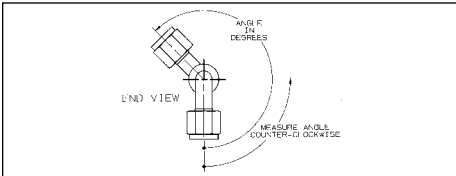
Special Feature Prefix Letter

- B - Step down fitting on one end only.
- E - Indicates "Dry Lube" on threads.
- M - Integral Silicone fire sleeve 15 Min. test.
- P - Integral Polyester braided chafe sleeve.
- R - Step up fitting on one end only.

Special Feature Suffix Letter

- A - Aluminum nut or flange. Use only to substitute an aluminum nut or flange on stainless steel fitting
- C - PTFE Chafe Sleeve. Natural (white)
- H - (2) Tire Wire Holes
- HH - (3) Tie Wire Holes
- J - PTFE Spiral Chafe Sleeve
- K - Polyolefin Chafe Sleeve, clear
- K1 - Polyolefin Chafe Sleeve, black
- L - Clean for Oxygen Service per MIL-STD-1246
- R - Step Up Fitting - Both Ends
- S - Silicone Fiberglass Fire Sleeve
- T - Step Down Fitting - Both Ends
- U - Titanium Nut
- Y - Spiral Abrasion Sleeve, Nylon (black)

Additional Features Available, Consult Factory



Hose Size Code Chart (Nominal Size in 1/16 inches)

| | | | | | | | | | | | |
|---------------------------|----|----|----|----|----|----|----|------|------|------|-----|
| Straight and Single Elbow | 03 | 04 | 05 | 06 | 08 | 10 | 12 | 16Z* | 20Z* | 24Z* | 3/4 |
| Double Elbow | A | B | C | D | E | F | G | J | L | M | T |

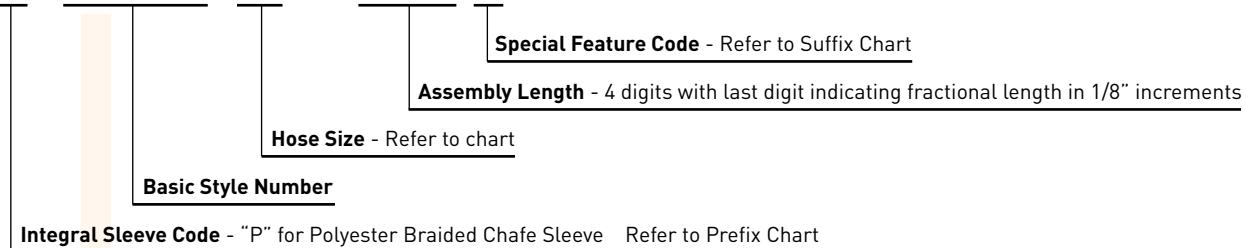
*Signifies double braid. Letter T designates a step down fitting both ends and is used for hose assembly size -04 with -03 fittings only.

Assembly Length Tolerances

| | | |
|--|---|---|
| Standard tolerance on assembly length are: | Up to 18 inch assembly = +/- .125 | 18 to 36 inch exclusive assembly = +/- .250 |
| | 36 to 50 inch exclusive assembly = +/- .500 | over 50 inch assembly = +/- 1% |

Straight and Single Elbow Fitting Assemblies

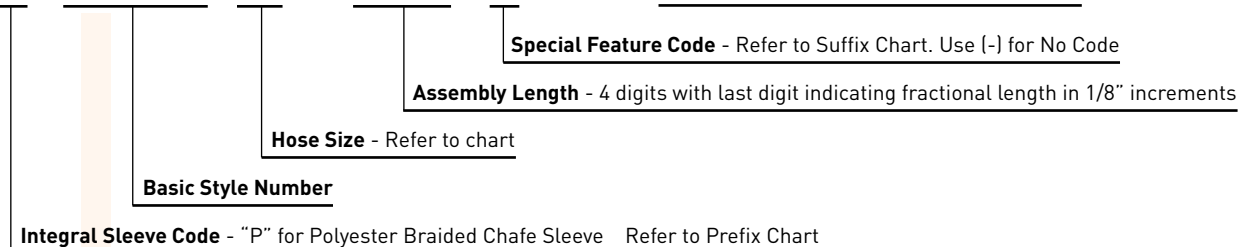
P 1X0000 06 - 0184 X



X = 3 or 8 depending on size (130 for sizes -3, -6 thru -24Z / 180 for sizes -4, -5)

Double Elbow Assembly

P 1X0202 D - 0184 X 180 | **Elbow Orientation** - Expressed in three digits



X = 3 or 8 depending on size (130 for sizes -3, -6 thru -24Z / 180 for sizes -4, -5)